

Double Cylinder Interlocking Deadbolt

When keyed access from both sides of the door is desired, These locks provide superior locking strength with protection against “Jimmying” or spreading the door frame to gain entry. The locks are solid bronze alloy and boast an attractive 2-tone brushed appearance.


Double Cylinder design is ideal for use where glass is near the door

Shutter-Guard prohibits tampering with the lock if the outer cylinder is compromised.

Internal High Strength Carbon Steel components provide high security and reliable operation

Jimmy-Proof locking concept prohibits entry by spreading the door frame

Solid High Strength Bronze Alloy for the ultimate security and durability



Product Overview

Operates with key from inside and outside of door

Jimmy-Proof Design

Shutter-Guard Feature

Solid Bronze Alloy Construction

Typical Application

Multi-unit housing

Supplemental locking device

Obscured entrances or entrances prone to vandalism – including commercial property

High “holding” strength

Doors with nearby glass or windows

Restored homes

Historic Hardware

Replace existing rim lock

Options Available:

Angle Strike

For wood frame doors or specially prepared steel doors

Flat Strike

For any type of door frame

26 Finish – Box package

Typical Package Contents

Lock

Back plate

Strike

Brass rim cylinder

Cylinder trim ring

Inside Cylinder

2 cut keys

Mounting screws for lock

Mounting screws for strike

Mounting screws for cylinder

Instructions and mounting template





Part#: SE-19321

Description: Double Cylinder Interlocking Deadbolt with flat strike


Typical Application: Wood or Metal door/frame

Construction: Solid Bronze Alloy

Package Contents: Double Cylinder Lock, Flat strike, Rim Cylinder, 2 Keys, Screw pack, Cylinder trim ring, mounting plate, Instructions

Packaging Available: Blister or Box; Case qty: 3 or 12

Finishes Available: 06 (shown)



Part#: SE-19311

Description: Double Cylinder Interlocking Deadbolt with angle strike


Typical Application: Wood door/frame

Construction: Solid Bronze Alloy

Package Contents: Double Cylinder Lock, Angle strike, Rim Cylinder, 2 Keys, Screw pack, Cylinder trim ring, mounting plate, Instructions

Packaging Available: Blister or Box; Case qty: 3 or 12

Finishes Available: 06 (shown)



Part#: SE-19361

Description: Double Cylinder Interlocking Deadbolt with flat and angle strike

Typical Application: Wood or Metal door/frame

Construction: Solid Bronze Alloy

Package Contents: Lock, Flat strike, Angle strike, Rim Cylinder, 2 Keys, Screw pack, Cylinder trim ring, mounting plate, Instructions

Packaging Available: Blister or Box; Case qty: 3 or 12

Finishes Available: 06 (shown)

